

## AMEREC STEAMBATH GENERATORS (FOR USE WITH AMEREC AK AND 3K MODEL GENERATORS)

**FOR THE SAFETY OF YOU AND YOUR FAMILY PLEASE READ THE WARNINGS TO THE RIGHT AND ALL INSTRUCTIONS BEFORE USING YOUR STEAMBATH.**

**POST "WARNING" LABEL OUTSIDE STEAMBATH FOR SAFETY WARNINGS. REQUIRED POSTING ON DOOR OF STEAM ROOM OR ADJACENT TO DOOR FOR ALL COMMERCIAL INSTALLATIONS.**

### SAVE THIS MANUAL

Thank you for purchasing your new AMEREC steam generator. If we can be of any assistance do not hesitate to call our Service Department at **1-800-331-0349**.

### WARNING

**Electric Shock Hazard - High voltage exists within this equipment. There are no user serviceable parts in this equipment. All installation and service to this equipment should be performed by qualified licensed personnel.**

**Do not exceed 30 minutes in a steam bath. Excessive exposure can be harmful to your health. Excessive exposure can produce a rapid pulse, light-headedness, weakness or fainting. If you become uncomfortable or experience any of the above conditions exit the steam bath immediately.**

**Steam baths can put stress on the body. Therefore a steam bath should be used only under a doctor's direction if you:**

- Are pregnant**
- Have a heart condition**
- Have high blood pressure**
- Have circulatory problems**
- Are under the influence of alcohol**
- Are under the influence of drugs**
- Have diabetes**
- Are under the care of a physician**
- Are in generally poor health**

**Children should only use the steam bath under close adult supervision.**

**Scald Hazard: Do Not Touch the steam head or trim during operation as they are HOT. Stay at least 12 inches away from the hot steam escaping from the steam head.**

**Be careful when entering a steam bath. Escaping steam from an overheated steam room may cause injury.**

### WARNING

#### REDUCE THE RISK OF OVERHEATING AND SCALDING

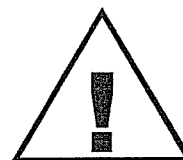
1. Exit immediately if uncomfortable, dizzy or sleepy. Staying too long in a heated area is capable of causing overheating.
2. Supervise children at all times.
3. Check with a doctor before use if pregnant, diabetic, in poor health or under medical care.
4. Breathing heated air in conjunction with consumption of alcohol, drugs or medication is capable of causing unconsciousness.

**CAUTION!** Do not contact steam head. Stay at least 12" away from hot steam escaping from the steam outlet.

#### REDUCE THE RISK OF SLIPPING AND FALL INJURY

Use care when entering or exiting the steam room, floor may be slippery.

NOTE: For additional safety instructions, see owner's manual.



## IMPORTANT SAFETY INSTRUCTIONS

1. READ AND FOLLOW ALL INSTRUCTIONS.
2. WARNING - To reduce the risk of injury, do not permit children to use this product unless they are closely supervised at all times.
3. WARNING - To reduce the risk of injury:
  - a. The wet surfaces of steam enclosures may be slippery. Use care when entering or leaving.
  - b. The steam head is hot. Do not touch the steam head and avoid the steam near the steam head.
  - c. Prolonged use of the steam system can raise excessively the internal human body temperature and impair the body's ability to regulate its internal temperature (hyperthermia). Limit your use of steam to 10 - 15 minutes until you are certain of your body's reaction.
  - d. Excessive temperatures have a high potential for causing fetal damage during the early months of pregnancy. Pregnant or possibly pregnant women should consult a physician regarding correct exposure.
  - e. Obese persons and persons with a history of heart disease, low or high blood pressure, circulatory system problems, or diabetes should consult a physician before using a steambath.
  - f. Persons using medication should consult a physician before using a steambath since some medication may induce drowsiness while other medications may affect heart rate, blood pressure and circulation.
4. WARNING - Hyperthermia occurs when the internal temperature of the body reaches a level several degrees above the normal body temperature of 98.6 degrees F. The symptoms of hyperthermia include an increase in the internal temperature of the body, dizziness, lethargy, drowsiness and fainting. The effect of hyperthermia include:
  - a. Failure to perceive heat:
  - b. Failure to recognize the need to exit the steambath:
  - c. Unawareness of impending risk:
  - d. Fetal damage in pregnant women:
  - e. Physical inability to exit the steambath: and
  - f. Unconsciousness.

WARNING - The use of alcohol, drugs or medication can greatly increase the risk of hyperthermia.

**SAVE THESE INSTRUCTIONS**

## SECTION 1A: STEAM GENERATOR OVERVIEW

The standard K60 model steam generator control features an adjustable 60 minute time and temperature control with digital display. The actual room temperature and time remaining are alternately displayed every 5 seconds. The primary control can be mounted either inside or outside

the steam room and an optional secondary control is available to mount in an alternate location. The temperature can be adjusted in a range between 100 degrees and 125 degrees Fahrenheit with an initial default of 120 degrees. Once the set temperature is reached the "soft

steam" feature automatically engages cutting steam production back to a single element to provide softer billowing steam during more of the steam bath. If the steam room temperature drops more than 5 degrees both elements will automatically engage.

## SECTION 1B: STEAM GENERATOR OVERVIEW - CELSIUS AND 24 HOUR OPTIONS

As an option your K60 control can be ordered with a Celsius and/or 24 hour timer in place of the Fahrenheit and 60 minute standard. The Celsius option's adjustable temperature range is between 38 degrees and 52 degrees Celsius, with

an initial default of 49 degrees. The 24 hour timer option is adjustable in 1 hour increments from 1 to 24 hours. Other features of the K60 control should operate as described in section 2 below with the above noted exceptions.

## SECTION 2: OPERATION OF YOUR K60 CONTROL

1. Be sure the power circuit and water supply to the generator are on.
2. Press the ON/OFF button on the control until the temperature is displayed.
3. The generator should produce steam in 5 to 10 minutes and will turn off automatically in 60 minutes or less depending on the set time. The control will alternately display time remaining and the actual temperature at the sensor in your steam room every 5 seconds.

4. To change the time setting press and hold the TIME button on the control. Continuing to hold the button will cause the time to increase in 5 minute increments from the prior setting. At 60 minutes the time setting will scroll backwards to 5 minutes. To shut down the generator press the ON/OFF button.
5. To change the preset temperature setting press and hold the TEMP button on the control. While continuing to hold the button, the temperature display will increase in 1 degree increments

from the prior setting to 125 degrees Fahrenheit (52 degrees Celsius). At 125 degrees Fahrenheit the temperature setting will decrease in 1 degree increment to the lowest setting, 100 degrees Fahrenheit (38 degrees Celsius).

6. The TIME and TEMP set points are remembered by the K60 for your next bath unless power to the steam generator is lost.

## SECTION 3: TAKING A STEAMBATH

1. Wait for the steam room to reach a comfortable temperature.
2. Remove clothing and jewelry.
3. Enter the steam room and close the door to prevent steam from escaping.

4. Relax and enjoy the warm steam releasing tense muscles and refreshing the entire body.
5. If your steam room has a shower a pleasant experience can be achieved by taking a warm shower with the steam.

6. After a steambath a warm shower will give you a feeling of relaxation and is conducive to a good night's rest. A cold shower will refresh you and is a good way to start a busy day or prepare you for an evening out.

## SECTION 4: MAINTENANCE OF YOUR AK STEAM GENERATOR

The steam generator, steam head, fittings and plumbing connections should be inspected regularly for water leaks and damage. The AK steam generator is equipped with a manual drain valve for flushing sediments from the generator tank. This procedure should be scheduled monthly or more often depending on local water conditions and steam bath usage.

### Flushing Procedures:

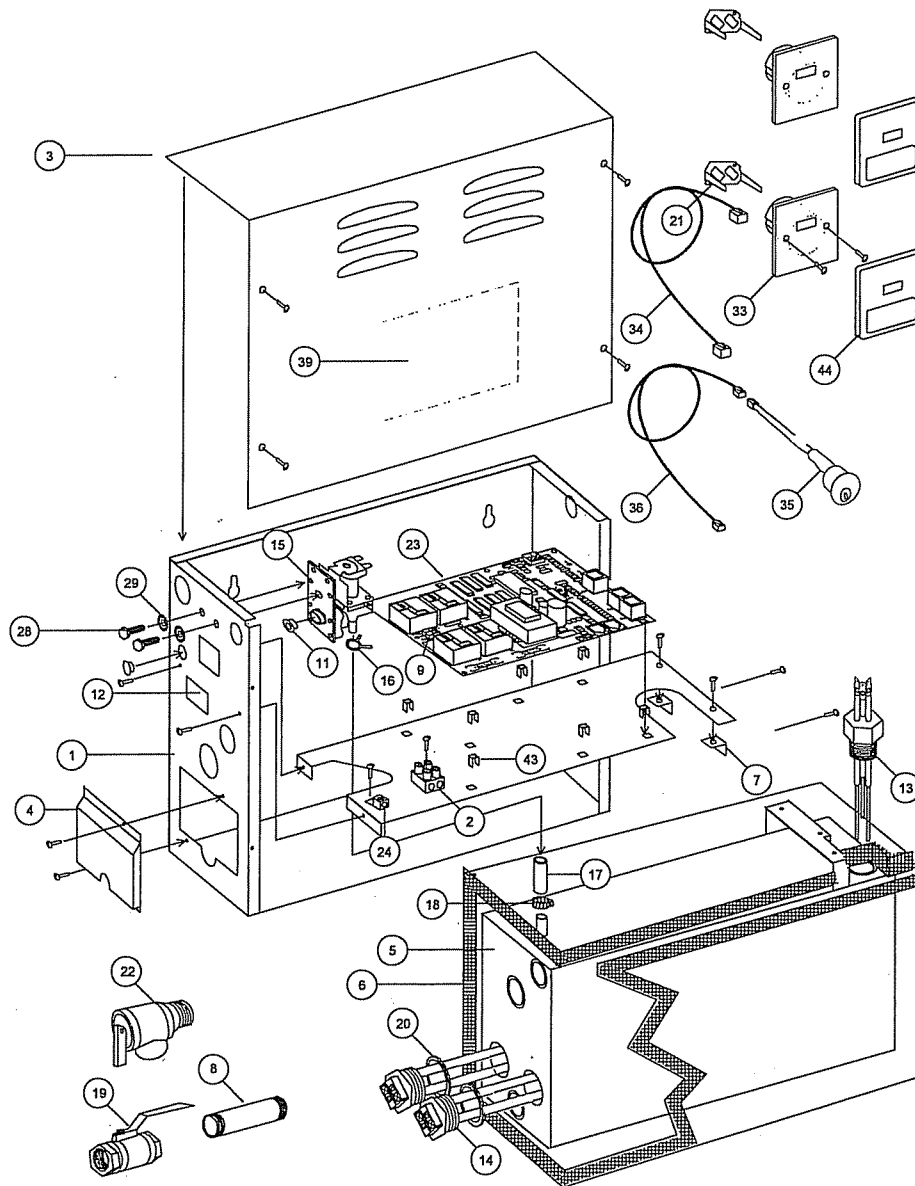
1. The generator should be cool.
2. Press the control ON.
3. Open the manual drain valve.

4. The unit will drain without heating the water.
5. Allow the water to run for a full 10 minutes.
6. Push the control OFF. When the water stops flowing out the drain, close the manual drain valve.

**SECTION 5: TROUBLE SHOOTING GUIDE**

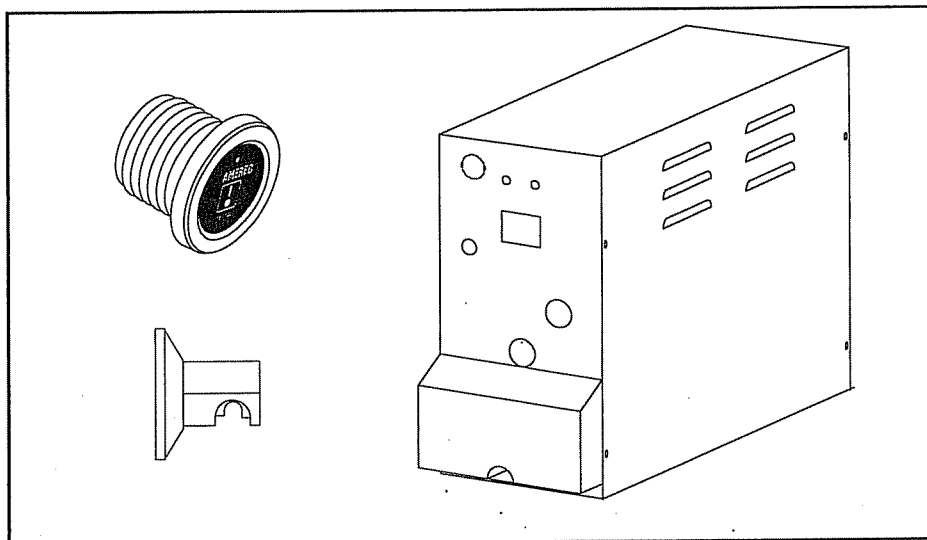
The troubleshooting guide is meant as a general aid only. There are no user serviceable parts in the generator. All repairs should be performed by a qualified service person. For additional assistance or the factory authorized service person nearest you call: AMEREC's Service Department at **1-800-331-0349**.

SYMPTOMS	PROBABLE CAUSES	ACTION TO BE TAKEN
Control won't turn "ON". (Control light off).	Improper power supplied (no power). or Control improperly connected. or Control cable is faulty. or Control is faulty.	1. a. Make sure circuit breaker is "ON". b. Using a voltmeter, check the voltage across the two fuses on the "PCA" printed circuit assembly. Voltage should be 208V / 240V. c. Check fuses, if the fuse(s) are blown, replace with 100MA Time Delay (F1) or 1A Non-Time Delay (F2) If the fuse blows again - call AMEREC's Service Department.  2. Check control(s) installed per Section 6-5 in the AK INSTALLATION AND SERVICE INSTRUCTIONS.  3. Replace control cable - call AMEREC's Service Department.  4. Replace the control - call AMEREC's Service Department.
Control "OFF". Unit still makes steam.	Generator is faulty.	1. Turn off the circuit breaker.  2. Call AMEREC's Service Department.
Water runs out of steam head.	Generator is faulty.	1. Turn off the circuit breaker.  2. Turn off the water.  3. Call AMEREC's Service Department.
Steam room too hot or cold.	Temperature adjustment needs setting.	1. See Section 3, "Temperature Adjustment".  2. Call AMEREC's Service Department.
Control "ON". K60 Control displays "E001"	Temperature sensor not connected.	1. Check that the sensor cable is connected to J4 on the PCA printed circuit assembly.  2. Check the cable connection to the temperature sensor.  3. Replace sensor and/or cable - call AMEREC's Service Department.
Control "ON". K60 Control displays "E002"	Temperature sensor or cable shorted.	1. Check sensor cable for damage from nail/staple puncture.  2. Check sensor cable ends for frayed/exposed wire strands.  3. Replace sensor and/or cable - call AMEREC's Service Department.
Control "ON". K60 Control displays ">>>°".	Steambath temperature over 132 ° F (55°C) or Sensor/cable is faulty.	1. If bath is too hot, shut off circuit breaker and call AMEREC's Service Department.  2. Treat as "E002" fault above.
Control won't turn "OFF". (Control light on).	Control is faulty.	1. Replace the control - call AMEREC's Service Department.
Control "ON". (Control light on) Unit won't steam.  Note: Time/Temp properly displayed on K60.	Unit has not filled completely. or Generator is faulty.	1. Wait at least 10 minutes after turning on the control.  2. Call AMEREC's Service Department.
Unable to adjust Time or Temp setting with K60.	Control is faulty. or Generator is faulty.	1. Replace control - call AMEREC's Service Department.  2. Replace PCA - call AMEREC's Service Department.
Sudden increases in rate water sputters out of steam head.	Foaming contaminants in the water supply.	1. Flush tank 3 times. See Section 4.



NUMBER	PART NAME	DESCRIPTION
1	FRAME	CHASSIS
2	TERMINAL	POWER INPUT TERMINAL BLOCK
3	COVER	FRONT WITH WD LABEL
4	COVER	ELEMENT ACCESS
5	TANK	TANK
6	INSULATION	BLANKET
7	BRACKET	L BRACKET
8	NIPPLE	DRAIN NIPPLE
9	TERMINAL	OPTIONAL AUTO FLUSH TERMINAL BLOCK
11	CAP	CAP. THREAD PROTECTOR
12	LABEL	UL RATING
13	PROBE	TRIPLE LEVEL
14	ELEMENT	REPLACEABLE ELEMENT
15	VALVE	WATER INLET
16	CLAMP	SELF-TIGHTENING
17	HOSE	WATER
18	CLAMP	AUGER
19	VALVE	MANUAL DRAIN
20	GASKET	ELEMENT
21	BRACKET	MOUNTING BRACKET
22	VALVE	PRESSURE RELIEF
23	PAL	"BLACK" PRINTED CIRCUIT ASSEMBLY
24	LUG	GROUND

NUMBER	PART NAME	DESCRIPTION
28	BOLT	1/4-20 x 1/2"
29	WASHER	1/4" LOCK
33	CONTROL HOUSING	CONTROL HOUSING
34	CABLE	CONTROL CABLE
35	SENSOR	TEMPERATURE SENSOR
36	CABLE	TEMPERATURE SENSOR CABLE
37	STEAM HEAD	DISPERSION HEAD (NOT SHOWN)
38	PLACARD	SAFETY (NOT SHOWN)
39	LABEL	WIRE DIAGRAM
40	FUSES	100MA TIME DELAY (F1) (NOT SHOWN)
41	FUSES	1A NON-TIME DELAY (F2) (NOT SHOWN)
43	STANDOFF	METAL STAND OFF
44	COVERPLATE	DECORATIVE CONTROL COVERPLATE



## AMEREC STEAMBATH GENERATORS (FOR USE WITH AMEREC AK AND 3K MODEL GENERATORS) SAVE THIS MANUAL

Thank you for purchasing your new AMEREC steam generator. If we can be of any assistance do not hesitate to call our Service Department at 1-800-331-0349.

**FOR THE SAFETY OF YOU AND YOUR FAMILY PLEASE READ THE WARNINGS TO THE RIGHT AND ALL INSTRUCTIONS BEFORE USING YOUR STEAMBATH.**

**POST "WARNING" LABEL OUTSIDE STEAMBATH FOR SAFETY WARNINGS. REQUIRED POSTING ON DOOR OF STEAM ROOM OR ADJACENT TO DOOR FOR ALL COMMERCIAL INSTALLATIONS.**

### SECTION 1: OPERATION OF YOUR NEW AMEREC GENERATOR

1. Assure that both the power circuit and water supply to the generator are ON.
2. To activate the steam press the control on. In 10 to 20 minutes the room should be comfortable enough to begin taking a steam bath. The unit will turn off automatically in 30 minutes. The average time spent taking a steam bath is approximately 10 minutes.
3. Remove clothing and jewelry.
4. Enter the steam room and close the door to prevent steam from escaping.
5. Relax and enjoy the warm steam releasing tense muscles and refreshing the entire body.
6. If your steam room has a shower, a pleasant experience can be achieved by taking a warm shower while in the steam. You will find the contrast from water to steam quite invigorating.
7. Pressing the control while the steam generator is operating will shut it off.
8. The R30K control does not provide automatic temperature control. Use the on/off button to control the temperature as desired.

### SECTION 2: MAINTENANCE OF THE AK SERIES

The steam generator, steam head, fittings and plumbing connections should be inspected annually for water leaks and damage.

The AK steam generator is equipped with a drain valve for flushing sediments from the generator tank. This procedure should be scheduled monthly or more often depending on local water conditions and steam bath usage.

#### FLUSHING PROCEDURE

1. The generator should be cool.
2. Turn control on.
3. Open the drain valve.
4. The unit will drain without heating the water.
5. Allow the water to run 10 minutes.
6. Close the drain valve.

### WARNING

**Electric Shock Hazard - High voltage exists within this equipment. There are no user serviceable parts in this equipment. All installation and service to this equipment should be performed by qualified licensed personnel.**

**Do not exceed 30 minutes in a steam bath. Excessive exposure can be harmful to your health. Excessive exposure can produce a rapid pulse, light-headedness, weakness or fainting. If you become uncomfortable or experience any of the above conditions exit the steam bath immediately.**

**Steam baths can put undue stress on the body. Therefore a steam bath should be used only under a doctor's direction if you:**

- Are pregnant*
- Have a heart condition*
- Have high blood pressure*
- Have circulatory problems*
- Are under the influence of alcohol*
- Are under the influence of drugs*
- Have diabetes*
- Are under the care of a physician*
- Are in generally poor health*

**Children should only use the steam bath under close adult supervision.**

**Scald Hazard: Do Not Touch the steam head or trim during operation as they are HOT. Stay at least 12 inches away from the hot steam escaping from the steam head. It is recommended that the steam bath not be operated for more than one timer cycle without allowing the steam bath enclosure to cool because of the following:**

**Certain construction materials may be damaged by the higher than normal heat.**

**A scald hazard could be presented by bath fixtures overheating.**

**Be careful when entering a steam bath. Escaping steam from an overheated steam room may cause injury.**

